
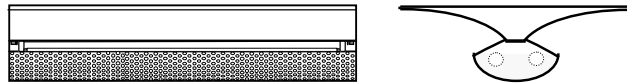


SURFACE MOUNTED "AR6 FRAME "



- Trapezoidal shape.
- Lighting distribution:
 - Downward light from the punched optical diffuser.
 - Spill luminance via the frame reflector.
- Normal (or electronic) ballast.
- LAMPS:
T8 lamps : 18 w , 36 w.

Light controllers :

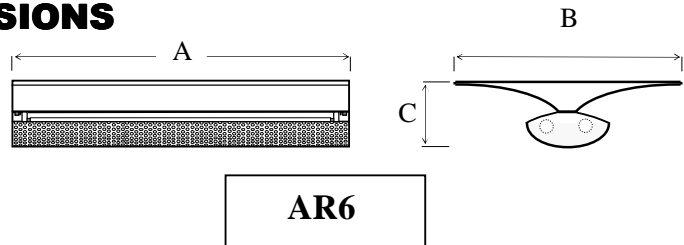


- Punched metallic semicircular optical diffuser for lamp screening, down the frame sides.
- Curved frame reflector, producing indirect lighting.

Frame reflector material:

- Steel sheet painted electro statically, white color.

LUMINAIRE TYPES & DIMENSIONS



| LUMINAIRE TYPE | LAMP (S) | DIMENSIONS | | |
|----------------|------------|------------|-----|-----|
| | | A | B | C |
| 1 18 SM AR6 | 1x18w T8 | 650 | 355 | 190 |
| 2 18 SM AR6 | 2x18w T8 | 650 | 355 | 190 |
| 1 36 SM AR6 | 1x36w T8 | 650 | 355 | 190 |
| 2 36 SM AR6 | 2x36w T8 | 650 | 355 | 190 |

T8 : Ø 26 mm traditional tubular fluorescent lamps.