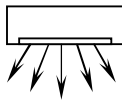


## RECESSED MOUNTED LOUVER LUMINAIRE TYPE (RF 4)



- Trapezium shape for frame cross section.
- Frame has an internal compartment for lamps holders fixation, consisting of a frame elongation, one side only.
- Normal (or electronic) ballast.
- Battery & battery charger can be added on request.
- T8 lamps : 18 w , 36 w , 58 w .

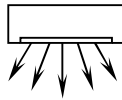

### LOUVER TYPES



“ ALN ” LOUVER  
MIRROR OR " SATIN " ALUMINUM MATERIAL

( Diffused light beam )


Longitudinal "V" shaped reflectors and " X Mass Tree" cross blades.



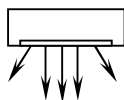
“ PN ” LOUVER  
ELECTROSTATIC PAINTED STEEL SHEET

( Diffused light beam )

Longitudinal " V " shaped reflectors and cross blades .




**“ ALLC ” LOUVER ( CAT 2 )**  
**MIRROR ALUMINUM MATERIAL**

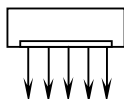


( Majority of light falls downward )

Longitudinal "V" shaped reflectors with parabolic curvature and double curved cross blades.



**“ DM ” LOUVER ( CAT 1 )**  
**(DARK MIRROR) ALUMINUM MATERIAL**

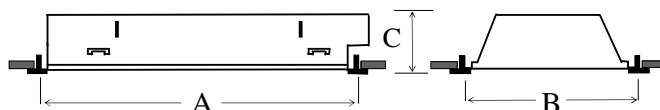


( Total light falls downward )

Longitudinal parabolic reflectors and double curved cross blades.



**LUMINAIRE TYPES & DIMENSIONS**



LUMINAIRE TYPE	LAMP ( S )	DIMENSIONS		
		A	B	C
1 18 RF 4	1x18w T8	595	195	95
2 18 RF 4	2x18w T8	595	295	95
3 18 RF 4	3x18w T8	595	595	95
4 18 RF 4	4x18w T8	595	595	95
1 36 RF 4	1x36w T8	1195	195	95
2 36 RF 4	2x36w T8	1195	295	95
3 36 RF 4	3x36w T8	1195	595	95
4 36 RF 4	4x36w T8	1195	595	95
1 58 RF 4	1x58w T8	1495	195	95
2 58 RF 4	2x58w T8	1495	295	95
3 58 RF 4	3x58w T8	1495	595	95
4 58 RF 4	4x58w T8	1495	595	95

(add louver to the luminaire type).

T8 : Ø 26 mm traditional tubular fluorescent lamps.